


# Washer-Disinfector


Automatic medical washer and disinfector provides standard and automatic cleaning and disinfection formost of the medical equipments, so as to eliminate the possibility of infection in process of cleaning and disinfecting.




Toughened glass door



Color LCD touch screen



Built-in printer



Multienzyme abluent  
Lubricant



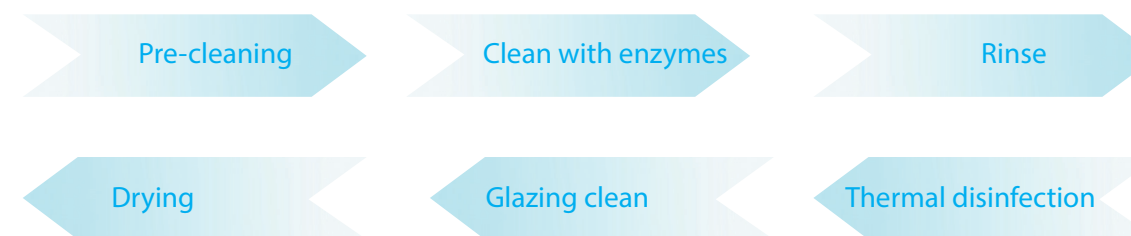
Double-door designs

## Performance

- Equipped with several sets of independent temperature monitoring system
- Double-door designs make the equipment become a separation barrir between contaminated area and clean area
- Caster design, convenient to move
- Advanced programmable control system
- Extensive clean area, no spray blind angle, high efficiency of cleaning
- High efficient drying system with HEPA filter, can clean and dry the inner of tubular things
- AO displayed realtime for thermo-disinfection, makesure the water temperature keep above 93 C to reach the international disinfecting efficiency level
- With the self-checking,operational monitoring and fault diagnosis to make sure the stable and reliable work and the efficient clean and disinfector

## Standard Washing Procedure

During the process, the enzymes, disinfectant and glazing liquid can be added automatically



## Technical Parameter

Model	INOGW-220M	INOGW-320M	INOGW-420M
Capacity	220L	320L	420L
Water Consumption/Cycle	22L	24L	26L
Inlet Water Pressure	0.1~0.8Mpa		
Noise	<60dB		
Material	Stainless steel		
Overall Power Consumption	17kW		
Power Consumption-Water Washing	1.5kW		
Power Consumption-Water Heating	15kW		
Power Consumption-Drying	3.6kW		
Power Supply	380V, 50Hz (Standard)		
Standard Cleaning Racks	4 Layers	5 Layers	5 Layers
	INMR04-220*1	INMR05-320*1	INMR05-420*1
Standard Accessories	One bucket RBS A 156 leaner (1 L), One bucket RBS A 375 neutralizer (1 L)		
Optional Accessories	Trolley		
Washer Chamber Size(WxDxH)mm	600x629x665	600x629x820	688x700x703
External Size(WxDxH)mm	940x700x1860	940x700x2020	1110x930x2082
Package Size(WxDxH)mm	1100x950x2100	1100x950x2250	1250x1050x2300
Gross Weight(kg)	360	370	460